

City of London Corporation Committee Report

Committee(s): Professional Standards and Integrity Committee	Dated: 06/02/2025
Subject: Stop & Search and Use of Force	Non-Public report: For Information
This report: <ul style="list-style-type: none"> • provides statutory duties • provides business enabling functions 	People are Safe and Feel Safe
Does this proposal require extra revenue and/or capital spending?	No
If so, how much?	N/A
What is the source of Funding?	N/A
Has this Funding Source been agreed with the Chamberlain's Department?	N/A
Report of:	Commissioner Pete O'Doherty
Report author:	T/Supt Jesse Wynne

Summary

Q3 saw a number of proactive operations within the City of London Police (CoLP) including Christmas Campaign, proactive bag theft operations run by the Proactive and acquisitive crime team and Road traffic operations run by Roads policing unit. It also saw the Global Investment Summit being held in the city. We also continue to support Op Benbow¹ and deploy to Palestine Solidarity Campaign / Pro Israel protests within the City and across London.

Stop/searches have seen an overall decrease of 27.4% since the previous quarter (since Q2 2024). This drop could be due to a number of factors including: the amount of events and operational orders during the period of Q3 which abstracted a number of officers onto those orders, the fact that officers are being more effectively scrutinised (both improved internal governance processes as well as external factors) which may

¹ Op Benbow- Cross Border mutual aid Operations with MPS

be impacting a more considered approach to stop and search, and that the footfall amounts over the Christmas period was lower than anticipated.

Of the 490 stop/searches in the Q3 period, 95 were dip sampled at a rate of 19.38% experiential learning and feedback is given to officers where appropriate. This is above the targeted range of 10-15% dip sampling. There are 3 live ongoing formal complaints under investigation (1 for Stop and Search and 2 for Use of Force) and any learning from these will be shared as necessary.

Although there has been a decrease in stop search, along with a decrease in items found, our positive outcome rate has increased to 52%. During the period of Q3 we have again seen a decrease in Black disproportionality from 2.9 to 2.3. There is no operational reason during this period. Asian disproportionality has also decreased from 1.0 to 0.9. (National rates 2023 - Black ethnicity – 4.85, meaning a person of Black ethnicity is nearly five times more likely to be stopped and searched than a white person, Asian ethnicity – 1.58 times more likely to stop searched).

The University of East London project has been authorised and will provide academic and meaningful analysis of CoLP actions, Initial reports will be expected within Q4 2025.

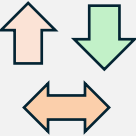



Complaints

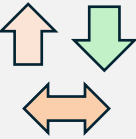






Total no Use of Force complaints - 9

Total number of Complaints Stops, and Stop and Search – 7 (4 of which relate to S&S. 3 resolved, one still under investigation)

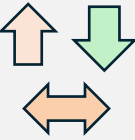




Stop and Search and Use of Force Data

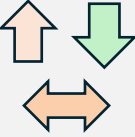






- **Key changes** – see comments below
- **Disproportionality** – see comments below
- **Outcomes** – See below

Indicator	Value (number)	Change on previous quarter (number and % if appropriate)	Trend 	Comment (if appropriate)
Stop search	490	- 185 27.4%		Decrease in stop/search
Arrest from stop search	173	- 46 21.8%		Decrease in arrests from stop search, in proportion to decrease in stop and searches, however positive outcomes have increased
Searches under s.60	0	- 19 100%		Decrease in Section 60 CJPO.

Indicator	Value (number)	Change on previous quarter (number and % if appropriate)	Trend 	Comment (if appropriate)
Juveniles searched	41	- 10 19.6%		Decrease in youth search.
Black disproportionality	2.3	-0.6 20.68%		Decrease in Black disproportionality.
Asian disproportionality	0.9	-0.1 10%		Decrease in Asian disproportionality.
Total items found	253	- 43 14.52%		A decrease in the number of items found as a result of stop search, but there has also been a decrease in stop search and arrest from stop search. The positive outcome from stop search has increased to 52% from 48%.
Strip searches ² total	13	+4 44.44%		Increase in strip searches.
Strip search- More thorough	0	0		

² See Appendix A for description of types of strip search

Indicator	Value (number)	Change on previous quarter (number and % if appropriate)	Trend 	Comment (if appropriate)
Juvenile strip searches total	0	0		N/A
Juvenile Strip search-More thorough	0	0		None – see above
Juvenile Strip Search -Intimate parts exposed	0	0		None – See above
Use of force	899	+52 6.01%		Increase in UOF. This may be due to increased scrutiny around completion of UOF forms
Juvenile use of force	63	+20 46.51%		Increase in juvenile UOF. This may be due to increased scrutiny around completion of UOF forms

Indicator	Value (number)	Change on previous quarter (number and % if appropriate)	Trend 	Comment (if appropriate)
Uses of force arrests	608	+82 15.58%	 	Increase in force used during arrests. This may be due to increased scrutiny around completion of UOF forms
Uses of taser	17	+11 183.33%		Increase in Taser use (Drawn or Red dot challenge)
Taser discharges	0	-1 100%		Decrease in Taser discharge.
Live complaints relating to stop/ search				
Live complaints relating to use of force				

Key wider issues, risks, and mitigations

- As a force we continue to prepare for the upcoming HMICFRS Inspection that start will have started once this report is discussed.
- This comes with guidance and checklists to ensure all officers know their responsibilities and CoLP will look to integrate with our systems and to ensure we have scrutiny and correct governance.

T/Supt Jesse Wynne
Taskforce, Local Policing

T: 020 7601 2606

E: jesse.wynne@cityoflondon.police.uk